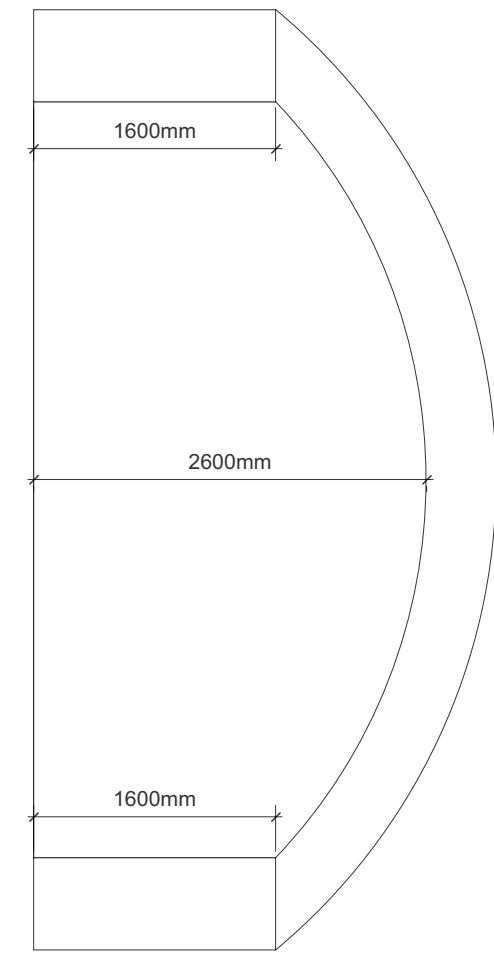
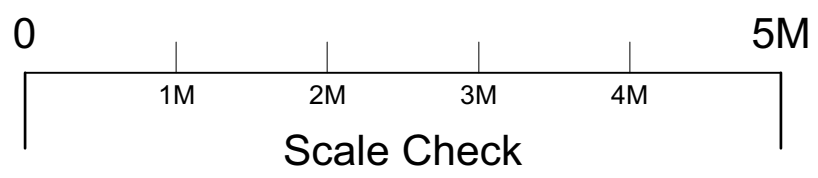





4 Basic Venue Layout 2019 - Website View
Scale: 1:50





Key

-  300W FRESNEL
-  500W FLOOD
-  ETC Coloursource Par RCB (5ch) Mode

12 DIMMERS Available

- 1-5 GENERAL COVER
- 6-10 AVAILABLE FOR COMPANY SPECIALS
- 11-12 - HOUSELIGHTS

-  EV S40 Loudspeaker
-  BOSE ACM 7 MINI SUB

Notes

An Intimate Venue in compact corner
End of configuration with shallow stepped auditorium set inside a vaulted ceiling archway.
Walls are brick and finished in dirty white.

50 Seated Capacity
Tip up double benches

Performing Area Depth: 2500mm
(Diagonal from Setting line)
Performing Area Width: 1900mm
Low Grid Height

Small backstage space for storage and entrances.

Pleasance Theatre Trust reserve the right to alter the specification of their venues without prior notice or consultation.